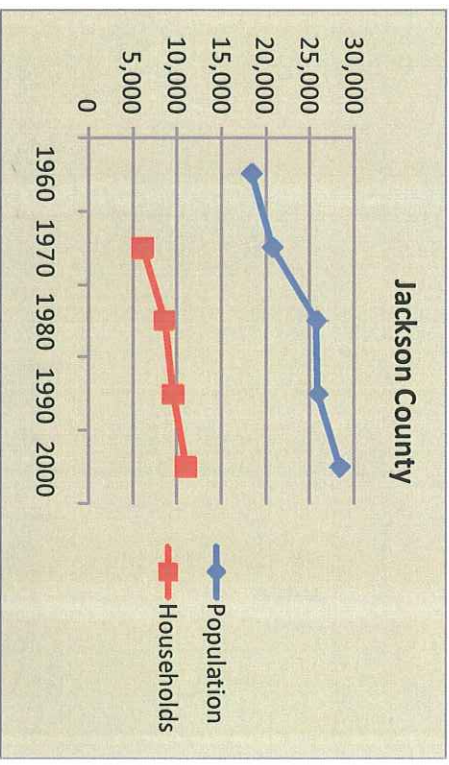
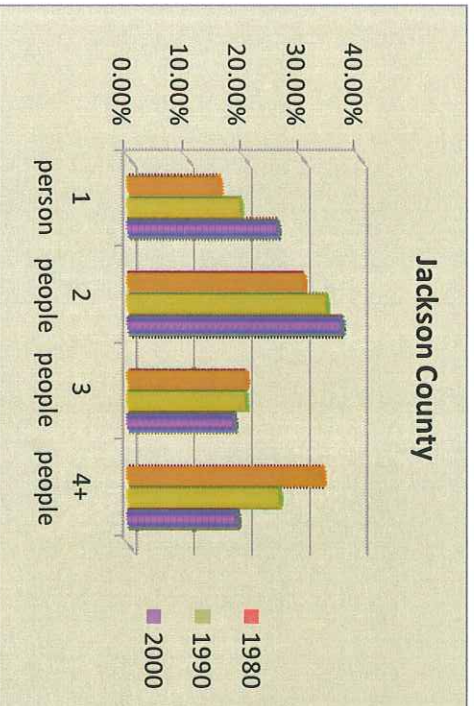


Population – Contrary to the population trends for the region and state, the population of Jackson County continues to grow at a healthy rate. Jackson County has seen growth in every one of the last four census periods. Although it is not growing quite as quickly as the nation as a whole (9.50% in 2000 to 12.82% for the USA), Jackson County is outgrowing its neighboring counties. The number of households is not growing as quickly as the population, again bucking the regional and state trend. In neighboring counties, the population has stagnated or decreased while the number of households has held steady.



Population				Households				
	Jackson	Region	WV	US	Jackson	Region	WV	US
1960	18,541	152,958	1,860,421	180,671,158				
1970	20,903	160,380	1,744,237	205,052,174	6,189	50,378	547,214	63,401,000
1980	25,794	179,545	1,950,186	227,224,681	8,629	63,143	686,210	79,108,000
1990	25,938	168,625	1,793,477	249,438,712	9,645	64,879	688,557	91,947,410
2000	28,403	171,396	1,808,344	281,421,906	11,061	69,759	736,481	105,480,101

Households – The number of households in Jackson County has steadily increased but the size of those households has gotten smaller. According to the 2000 US Census, 63% of households in Jackson County

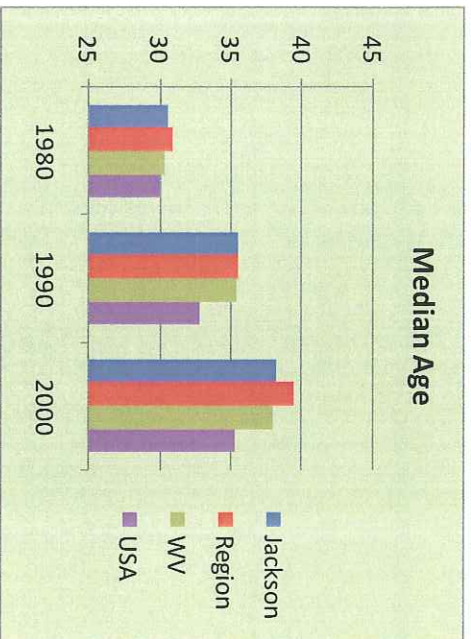
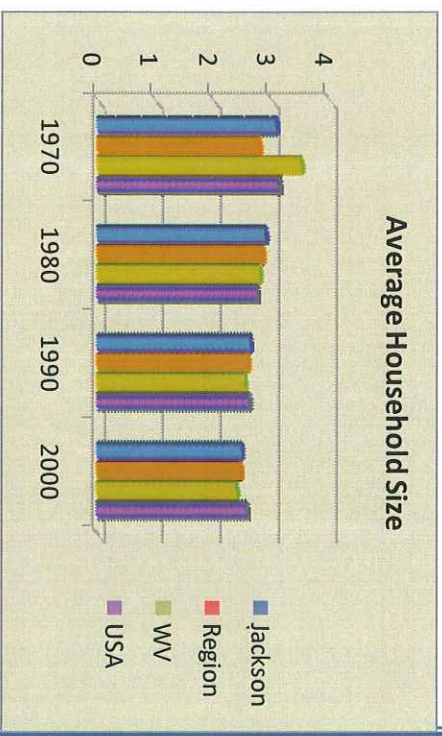


Jackson County - Household Size				
	1 person	2	3	4 +
2000	25.80%	36.91%	18.35%	18.93%

were made up of only one or two people, while in 1980 the majority of households had at least three members. Now, less than 20% of the county's households consists of four or more members which is typical of the region and state.

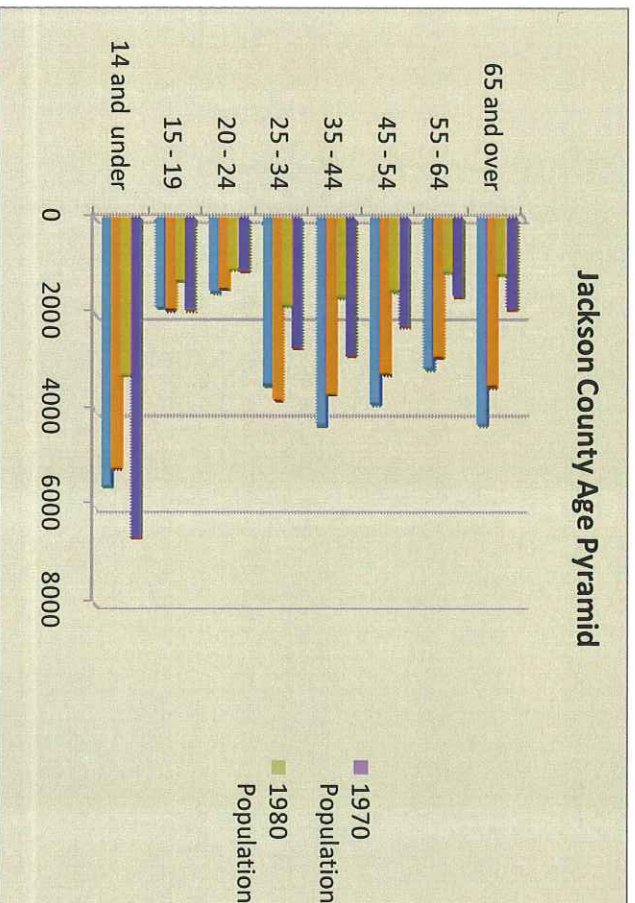
In the 1970s, household size in West Virginia was

larger than the national average and the average household in Jackson County was only slightly smaller than the state average. Over time, households across the region, state and country have all gotten smaller. According to the 2000 US Census, the average household size in Jackson County is close to national average and slightly higher than the average number for the region and state.

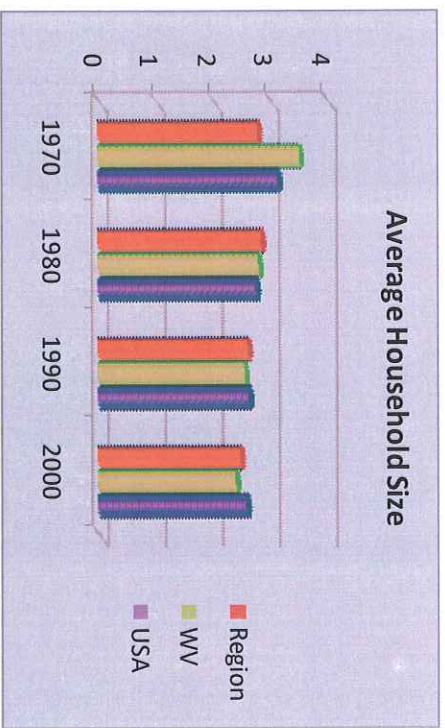


Age - The average age of the citizens of Jackson County has risen with the median age of the rest of the state and nation. The citizens of Jackson County continue to be slightly younger than the region as a whole although older than the median age of the county, according to the 2000 US Census.

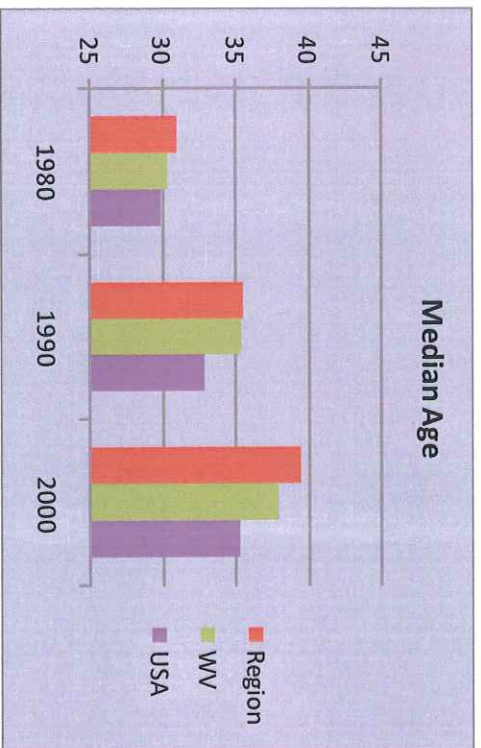
	Median Age			
	Jackson	Region	WV	USA
1980	30.6	31	30.4	30
1990	35.6	35.6	35.4	32.9
2000	38.3	39.5	38	35.3



people per household. Households in the region are slightly larger than the state as a whole.



Age - The median age of the citizens of the Mid-Ohio Valley has jumped considerably over the past three census periods. In 1980, the population of Pleasants County was well under the state and national median age, yet by 2000, it was appreciably higher.



Median Age			
	Region	WV	USA
1980	31	30.4	30
1990	35.6	35.4	32.9
2000	39.5	38	35.3

